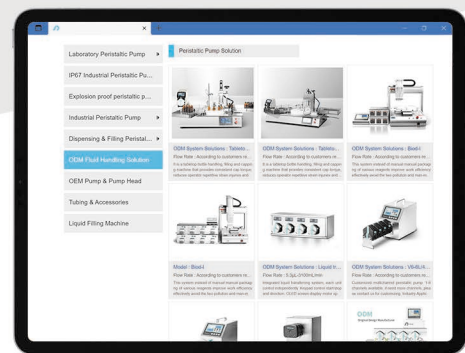




PROGRAMMABLE INTELLIGENT DISPENSING SYSTEM




Official Website:

Our experienced team of professional engineers can provide you with products and technical solutions for your needs

For more product information, please visit our official website:

www.innofluid.com



OFFICIAL WEBSITE

Logic working mode(PDS I) Independent working mode(PDS II)

Independent and steps filling working mode(PDS III) Comprehensive working mode(PDS IV)

INNOFLUID CO.,LTD.

SHENCHEN PERISTALTIC PUMP

Exported to **106** countries

LIQUID FILLING MACHINE



Tabletop Bottle Handling, Filling and Capping Machine

Flow Rate : According to customers request
Filling Accuracy: $\pm 0.5\sim 1\%$
Filling Range: 0.5-100mL
Bottle Diameter: 16-60mm
Outputs : 900~1680 bottles /hour



Tabletop Bottle Handling, Filling and Capping Machine

Flow Rate : According to customers request
Filling Accuracy: $\pm 0.5\sim 1\%$
Filling Range: 0.5-100mL
Bottle Diameter: 16-60mm
Outputs : 900~1680 bottles /hour



Filling Machine for Silin Bottles

Production capacity : 2500-3000 bottles/hour
Applicable bottle: 2ml-100ml cilin bottle
Upper stopper: Full or half stopper (adjustable)
Measurement accuracy:0-2%
Plugging ratio:>99%
Power supply:380V 50Hz three-phase four-wire system
Power:2Kw
Outward Size: 2200mmx850mmx1650mm



Straight Line Filling Machine

Production capacity : 2500-3600 bottles/hour
Applicable Specification: 50ml-500ml bottles
Number of filling channels: 4-8
Loading accuracy:0-2%
Lock form: Pressing cap,screwing cap, common rolling cap,rolling anti-theft cap, etc.
Power: 1.5Kw
Power supply: 380V 50Hz three-phase four-wire system
Shape size:2700mmx850mmx1650mm

CONTENTS

01 Programmable Dispensing System	
PDS Series	01
02 Desktop Filling System	
KF Series	03
03 Integrated Filling System	
DF Series	05
04 Split Type Filling System	
CF Series	07
05 Low Pulsation Dispensing Peristaltic Pump	
IF3	11
F Series	12
F6 Series	14
06 Peristaltic Pump Accessories and Tubing	16
07 Application areas	20

Programmable Dispensing System

PDS

304

304
Stainless
steel

CE

CE Safety
Certification



- One controller can control maximum 8 pump units.
- Each pump unit with same or different pump head.
- The PDS series controller and pump unit, can be integrated type or split type.
- Four working modes
 - Logic working mode: PDS I
 - Independent working mode: PDS II
 - Independent working mode and steps filling mode: PDS III
 - Comprehensive working mode: PDS IV

Model Number

- PDS I ● PDS II ● PDS III ● PDS IV

Suitable Pump Head



EasyPump Series



AMC Series



HandyPump Series



KT15



KD Series (Coming soon)



MiniPump



MicroPump



DZ25-6L



YZ35 Series

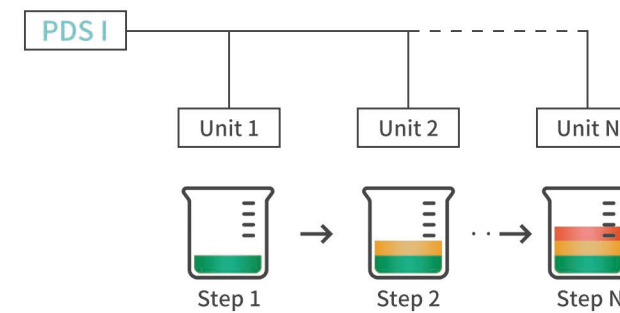


DY Series

Technical Specifications

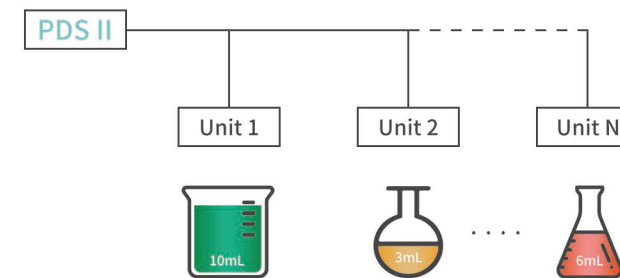
Technical Specifications			
Speed range	0.1~600rpm, also depend on pump head	Power supply	AC 220V±10%, AC 110V±10%
Speed resolution	0.01rpm	Power consumption	15W
Back suction angle	0-360°	Controller dimension	240*221*111mm
Display	7 inch- industrial grade- true color LCD TFT screen	Controller weight	2.1kg
		Memory function	Storage the running parameters when power off
Control	Touch screen		
Start/stop, direction signal	Active switch signal 5V	Pump housing material	Stainless steel

Four working modes



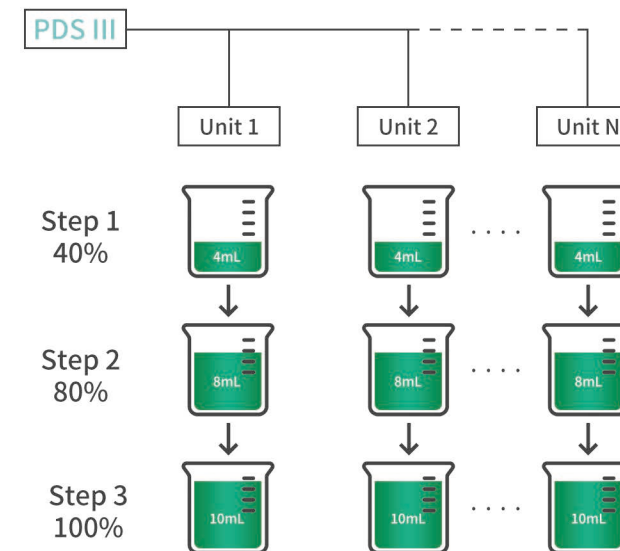
Logic working mode

In logic working mode, each unit working cooperatively. Filling or transferring with orders, also with different proportion adding, finish automation mixing work. Maximum steps: 50 steps
Common mode: Can save maximum 5 groups data
Working time: 0.1sec ~9999hour
Pause time: 0.1sec ~9999 hour
Steps trigger way: Time trigger or external trigger
Calibration: Can calibrate each step separately, online microadjusting function.



Independent working mode

In independent working mode, each unit working independently, can fill different volume. Working mode: transferring or dispensing
Common mode: In dispensing mode can save 5 groups data
Calibration: Each pump unit can calibrate separately, online micro adjusting function.
Dispensing time: 0.1-9999sec
Pause time: 0.1-9999sec
Repeat number: 1-9999 times, set "0" for unlimited times
Communication: RS232/RS485, Modbus protocol (RTU mode)



Independent and steps filling working mode

In independent working mode, each unit can finish filling process with multiple different filling volume. This function suitable for prevent fluid splashing and foaming. This process can also repeat many times, achieving complicated dispensing function.
Working mode: Transferring and dispensing mode
Transferring total volume: Can record the total liquid volume transferred by each unit in transfer mode
Dispensing step: It can be dispensed in three steps, and different parameters can be set for each step.
Calibration: Can calibrate each step separately, online microadjusting function.
Common mode: In dispensing mode can save 5 groups data
Dispensing time: 0.1-9999.99sec
Pause time: 0.1-9999.99 sec
Repeat number: 1-9999 times, set '0' for unlimited times
Communication: RS232/RS485, Modbus protocol (RTU mode)

PDS IV Comprehensive working mode

Working mode: Include logic working mode, independent working mode, independent and steps filling mode

Desktop Filling System

KF300 Plus/4KFUM3 Plus/MiniPump

304

304
Stainless
steel



CE Safety
Certification



KF300 Plus/4KFUH3 Plus/HandyPump

304

304
Stainless
steel



CE Safety
Certification



KF300 Plus/4KFUK3 Plus/KT15

304

304
Stainless
steel



CE Safety
Certification



- Integrated design, a controller can control 1-32 units.
- Compact structure, compact size, beautiful appearance and saving space.
- Suitable for high precision micro liquids filling in laboratory.
- The filling unit can independently adjust the flow rate, facilitating online fine adjustment of liquid volume during the filling process.

Technical Specifications

Technical Specifications			
Speed range	KF300 Plus/4KFUM3 Plus/Minipump:0.1-300 rpm	Keypad lifetime	300,000 times
	KF300 Plus/4KFUH3 Plus/Handypump:0.1-300 rpm	Control mode	Touch screen and Mechanical keypad
Filling volume	0.01-9999.99 ml	Start/stop, direction signal	Passive switch signal, such as foot pedal switch; Active switch signal, 5-24V universal
Dispensing time	0.1-9999.99 s		
Interval time	0.1-9999.99 s	Output interface	Output motor working status (Open-collector output)
Volume resolution	0.01 ml		
Time resolution	0.01 s	Communication interface	RS485 support Modbus protocol (RTU mode)
Copy numbers	1-9999 times, 0 represent unlimited		
Back suction angle	0-3600°	Power supply	AC 100V-240V(50Hz/60Hz)
Filling accuracy	<±0.5%		
Filling units	1-32 units	Condition Temperature	0-40°C
Display	4.3"Industrial grade -color LCD display	Relative humidity	<80%

KF300 Filling Volume Reference Parameter(Media is water)

Experimental conditions:standard atmospheric pressure, room temperature at 20°C,the liquid is pure water, no pressure, no suction and lift.
Note: Actually, it is affected by many factors such as transmission medium, inlet and outlet pressure, hose material and error, working environment, etc. This data is for reference only.

KF300 Filling Volume Reference Parameter(Media is water)								
Drive	Pump Head	Tubing	mL/r	Filling Volume (mL)	Filling Time(s)	Filling Accuracy (±%)	Output(pcs/min)	Motor Speed(rpm)
KF300 Plus	MiniPump	13"	0.027	0.06	0.8	3	33	166.67
		13"	0.027	0.1	1	2	30	222.22
		13"	0.027	0.2	2	0.8	20	222.22
		14"	0.114	0.8	1.5	0.8	24	280.70
		14"	0.114	1	2	0.5	20	263.16
		19"	0.248	2	2	0.5	20	241.94
	KT15	16"	0.377	3	2	0.5	20	238.73
		14"	0.156	1	1.5	1	24	256.41
		14"	0.156	2	3	0.5	15	256.41
		19"	0.286	3	2	0.8	20	314.69
		16"	0.477	5	2	0.8	20	314.47
		25"	0.933	7	2	1	20	225.08
	HandyPump (6 rollers)	13"	0.031	0.05	0.4	3	43	241.94
		13"	0.031	0.1	0.8	2	33	241.94
		13"	0.031	0.2	1.5	1	24	258.06
		13"	0.031	0.5	3	0.5	15	322.58
		14"	0.126	1	1.5	0.8	24	317.46
		19"	0.215	2	2.5	0.5	17	223.26
	HandyPump (3 rollers)	16"	0.345	3	2	0.5	20	260.87
		13"	0.033	0.2	1.5	1	24	242.42
		14"	0.187	1.5	2	0.8	20	240.64
		19"	0.371	3	2	0.5	20	242.59
		16"	0.636	5	2	0.8	20	235.85
		25"	1.219	10	2	0.5	20	246.10

Integrated Filling System

DF600 Plus II

304

304
Stainless
steel



CE Safety
Certification



DF600 Plus III

304

304
Stainless
steel



CE Safety
Certification



DF600 Plus IV

304

304
Stainless
steel



CE Safety
Certification



DF350 Plus

304

304
Stainless
steel



CE Safety
Certification

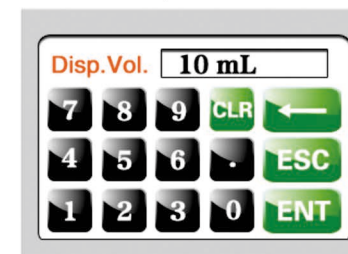
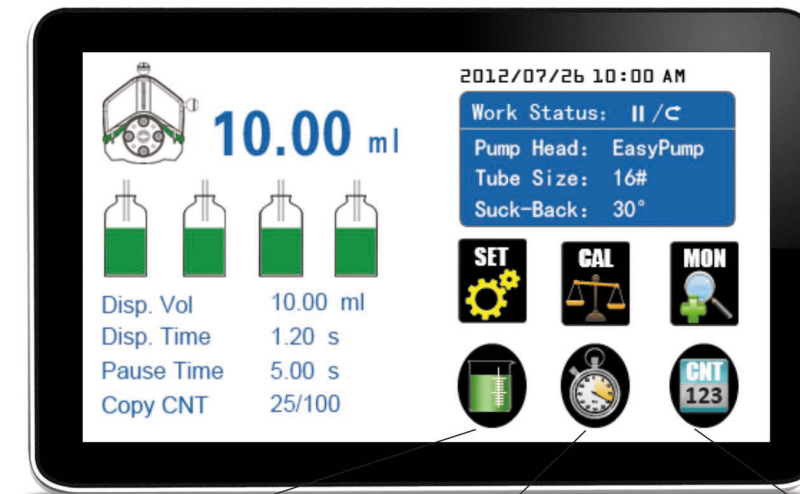


Model Number

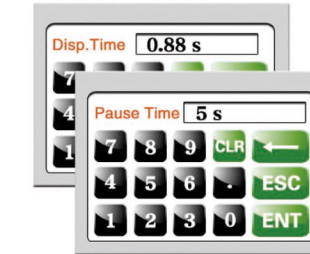
- DF600 Plus
- DF600 Plus II
- DF600 Plus III
- DF600 Plus IV
- DF350 Plus
- DF350 Plus IV

- This system use imported 4.3" industrial grade true color display with touch screen control.
- Dynamics display working status, filling data, setting parameter, system configuration display at the same screen.
- With motor working status output signal, can let other equipment realtime monitor the current filling status of peristaltic pump.
- Integrated design, one controller can control 8 groups (total 32) filling units.
- It can support the production filling line, store 30 commonly used filling modes.
- Each filling unit can independently receive stop filling signal when bottle absent.

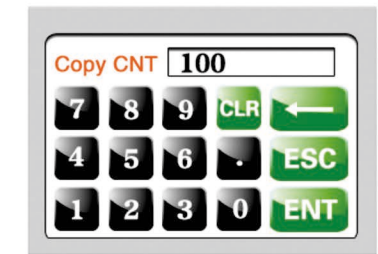
Control Interface



Dispensing volume interface

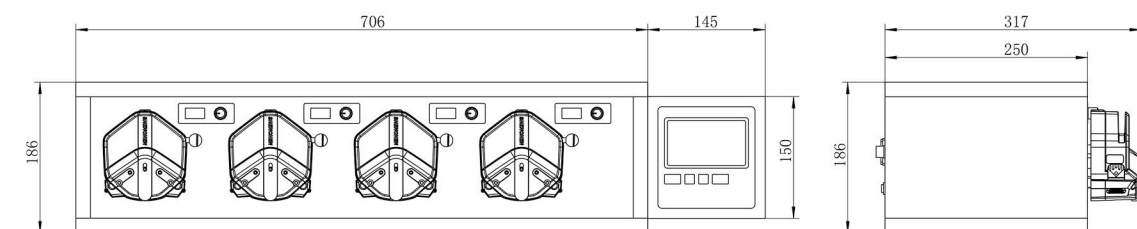


Dispensing time and
pause time interface

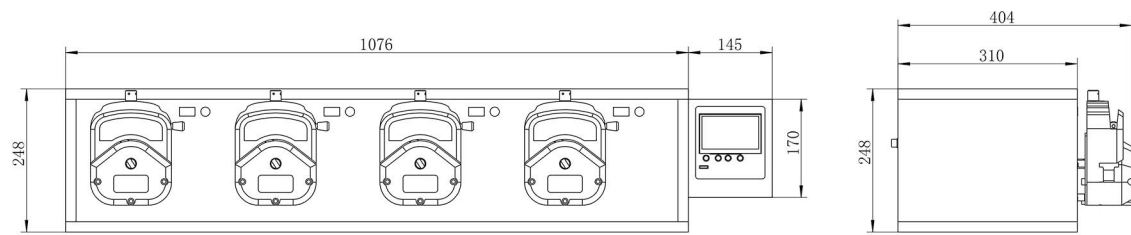


Copy numbers interface

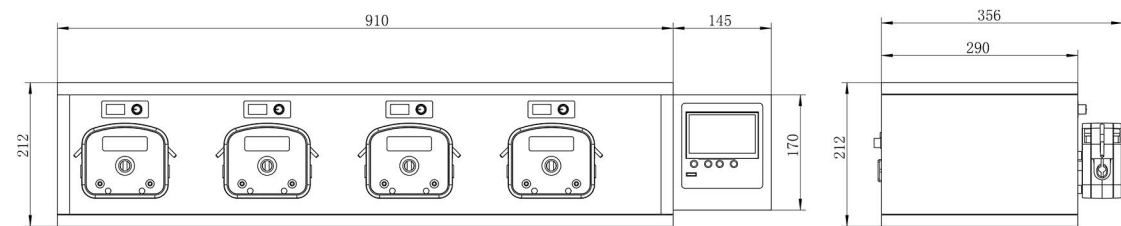
Dimension Drawing(Unit: mm)



DF600 PlusII Dimension



DF600 PlusIV Dimension



DF350 Plus Dimension

Product Composition and Flow Rate Range

Drive	Pump Head	Flow Rate (mL/min)	Motor Type	Drive Dimension (L×W×H)	Power Consumption	Drive Weight
DF600 Plus	KD15	0.006-3240	Stepper motor	706×250×186mm	Each Unit < 50W	21.8kg
	KD25	0.215-2082				
DF600 PlusII	EasyPump	0.0053-3100	Stepper motor	706×250×186mm	Each Unit < 80W	21.8kg
	DZ25-3L	0.211-3600				
DF600 PlusIII	DZ25-6L	0.3-6000	Closed-loop stepper motor	910×290×212mm	Each Unit < 180W	41.45kg
DF350 Plus	DY15	0.01-3337		910×290×212mm	Each Unit < 180W	41.45kg
	DY25	0.42-4340		910×290×212mm	Each Unit < 180W	41.45kg
DF600 PlusIV	YZ35	0.69-12000		1056×310×248mm	Each Unit < 300W	58.6kg
DF350 PlusIV	DY25-II	0.35-8278	1056×310×248mm	Each Unit < 300W	58.6kg	
	DY35	12.78-13755				

CF350 Plus

304

304 Stainless steel

CE

CE Safety Certification

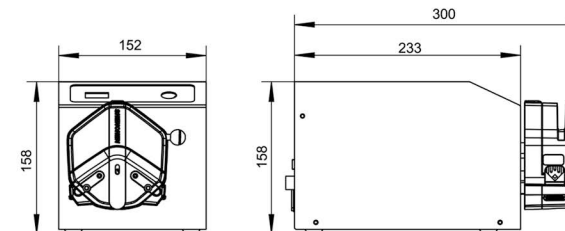


- Closed-loop stepper motor drive, precision control.
- Split type design, space-saving, easy installation.
- Use low pulsation pump head to reduce the pulsation of the fluid effectively.
- Suitable for micro volume high precision filling.

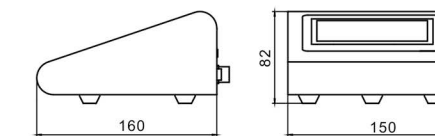
Model Number

- CF350 Plus
- CF350 Plus IV

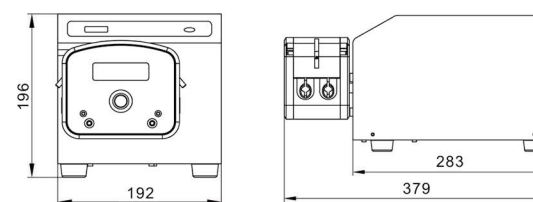
Dimension Drawing(Unit: mm)



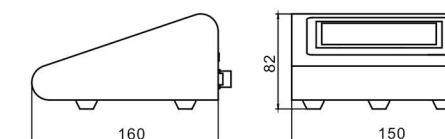
CF600 PlusII Driver size diagram



CF600 PlusII Controller Dimensional Drawing



CF350 Plus Driver size diagram



CF350 Plus Controller Dimensional Drawing

Split Type Filling System

CF600 Plus II

304

304 Stainless steel

CE

CE Safety Certification



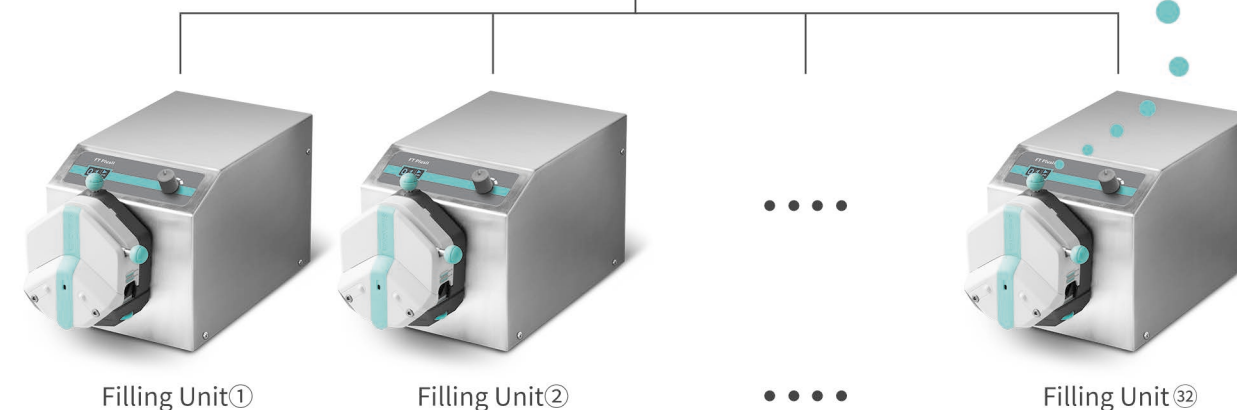
- Split design, adding or deleting filling units freely.
- One controller can control 1-32 filling units.
- Each filling unit can receive stop filling signal when bottle absent.
- Controller screen display the working status of the filling units.

Model Number

- CF600 Plus
- CF600 Plus II
- CF600 Plus III
- CF600 Plus IV



Control Unit



Product Composition and Flow Rate Range

Drive	Pump Head	Flow Rate (mL/min)	Motor Type	Drive Dimension (L×W×H)	Power Consumption	Drive Weight
CF600 Plus	KD15	0.006-3240	Stepper motor	237.4×152×158mm	Each Unit < 50W	4.2kg
	KD25	0.215-2082				
CF600 PlusII	EasyPump	0.0053-3100	Closed-loop stepper motor	233×152×158mm	Each Unit < 80W	4.95kg
	DZ25-3L	0.211-3600				
CF600 PlusIII	DZ25-6L	0.3-6000		283×192×244mm	Each Unit < 180W	7.8kg
CF350 Plus	DY15	0.01-3337	Closed-loop stepper motor	283×192×196mm	Each Unit < 180W	7.8kg
	DY25	0.42-4340				
CF600 PlusIV	YZ35	0.69-12000		302×222×304mm	Each Unit < 300W	11.9kg
CF350 PlusIV	DY25-II	0.35-6174		302×222×304mm	Each Unit < 300W	11.9kg
	DY35	12.78-13755				

Technical Specifications

Technical Specifications			
Speed range	CF350 Plus/DF350 Plus/CF350 PlusIV/DF350 PlusIV 0.1-350rpm CF600 Plus/DF600 Plus/CF600 PlusII/DF600 PlusII/CF600 PlusIII/DF600 PlusIII/CF600 PlusIV/DF600 PlusIV 0.1-600rpm		
Filling volume range	0.1-9999.99 mL	Keypad lifetime	300,000 times
Filling time range	0.1-9999.99 s	Start/stop, direction signal	Passive switch signal, such as foot pedal switch; Active switch signal: 5-24V universal
Pause time range	0.5-9999.99 s		
Filling volume resolution	0.01 mL	Communication interface	RS485 communication Modbus protocol(RTU mode)
Time resolution	0.01 s		
Copy numbers	1-9999, '0' means unlimited	Output interface	Output motor working status (Open-Collector output)
Back suction angle	0-3600°		
Filling accuracy	<±0.5%	Power supply	AC 220V±10% 50Hz/60Hz (standard) AC 110V±10% 50Hz/60Hz (optional)
Display	4.3" industrial grade true color LCD screen		
Control method	Touch screen and mechanical keypad	Condition temperature	0-40°C
		Relative humidity	< 80%

Filling Volume Reference Parameter(Media is water)

Experimental conditions: standard atmospheric pressure, room temperature at 20°C, the liquid is pure water, no pressure, no suction and lift.
Note: Actually, it is affected by many factors such as transmission medium, inlet and outlet pressure, hose material and error, working environment, etc. This data is for reference only.

Drive	Pump Head	Tubing	Filling Volume (mL)	Filling Time (s)	Accuracy (± %)	Output (pcs/min)	Motor Speed (rpm)
CF600 PlusII DF600 PlusII	EasyPump	13"	0.4	1.2	0.8	27	377.36
		13"	1	2.5	0.5	17	452.83
		14"	2	1	0.5	30	444.44
		19"	5	1.2	0.5	27	454.55
		16"	7	1	0.5	30	450.16
		25"	10	0.8	0.8	33	381.29
		25"	15	1	0.5	30	457.55
		25"	20	1.5	0.5	24	406.71
		17"	30	1.2	0.5	27	450.05
		18"	50	1.5	0.5	24	465.12
		15"	15	1.2	0.5	27	416.67
		24"	20	1.2	0.5	27	365.90
		35"	30	1.2	0.5	27	391.34
		36"	50	1.5	0.5	24	387.07

Drive	Pump Head	Tubing	Filling Volume (mL)	Filling Time (s)	Accuracy (± %)	Output (pcs/min)	Motor Speed (rpm)		
CF600 PlusII DF600 PlusII	2*EasyPump	13"	0.5	0.8	0.8	33	353.77		
		13"	1	1.2	0.5	27	471.70		
		14"	2	0.6	1	38	370.37		
		14"	5	1.5	0.5	24	370.37		
		19"	10	1.2	0.5	27	454.55		
		16"	15	1.2	0.5	27	401.93		
		16"	20	1.5	0.5	24	428.72		
		25"	30	1	0.5	30	457.55		
		17"	50	1	0.5	30	450.05		
		18"	70	1	0.5	30	488.37		
		15"	30	1.2	0.5	27	416.67		
		24"	50	1.2	0.5	27	457.37		
		35"	70	1.2	0.5	27	456.56		
		36"	100	1.5	0.5	24	387.07		
		DZ25-3L	15"	30	1	0.5	30	454.98	
			24"	50	1.2	0.5	27	389.61	
			35"	70	4	0.5	12	442.91	
			36"	100	4	0.5	12	500.00	
	13"		0.1	0.5	0.8	40	200		
	14"		1	1	0.5	30	230.8		
	CF600 Plus DF600 Plus	KD15	19"	3	1	0.5	30	327.3	
			16"	7	1.5	0.5	24	304.3	
			25"	10	1	0.5	30	272.7	
			17"	30	1.5	0.5	24	333.3	
18"			80	2.5	1	17	355.6		
KD25		15"	10	1.2	0.5	27	232.6		
		24"	30	2	0.5	20	259.36		
		15"	30	1.2	0.5	27	500.00		
		24"	50	1.2	0.5	27	454.55		
		35"	70	1.2	0.5	27	437.50		
CF600 PlusIII DF600 PlusIII	DZ25-6L	36"	100	1.5	0.5	24	400.00		
		14"	0.5	0.5	0.8	40	94.19		
		14"	1	0.6	0.8	38	156.99		
CF350 Plus DF350 Plus	DY15	14"	3	1	0.5	30	282.57		
		19"	5	1	0.8	30	234.38		
		16"	15	1.5	0.5	24	290.42		
		25"	20	1	0.5	30	258.29		
		17"	30	1	0.5	30	282.53		
		18"	100	2.5	0.5	17	251.73		
	DY25	15"	10	0.8	0.8	33	177.35		
		24"	30	1	0.8	30	235.94		
		35"	70	1.5	0.5	24	272.21		
		36"	100	2	0.5	20	241.94		
		CF350 PlusIV DF350 PlusIV	DY25-II	3.1*2.4	20	2	0.5	20	173.4
				15"	80	3	0.5	15	212.8
24"	150			4	0.5	12	189.6		
DY35	35"		200	3.2	0.8	14	212.6		
	36"		200	4	1	12	211.4		
	26"		150	3	0.8	15	234.7		
CF600 PlusIV DF600 PlusIV	YZ35	73"	300	3	1	15	250.4		
		82"	500	3	1	15	254.5		
		26"	50	1	0.5	30	434.78		
		26"	100	2	0.5	20	434.78		
	2*YZ35	73"	100	1.2	0.5	27	406.50		
		73"	150	2	0.5	20	365.85		
		82"	200	1.5	0.5	24	400.00		
		73"	100	1.2	0.5	27	203.25		
73"	200	1.5	0.5	24	325.20				
82"	500	2	0.5	20	375.00				

Low Pulsation Dispensing Peristaltic Pump

IF3

304

304
Stainless
steel

CE

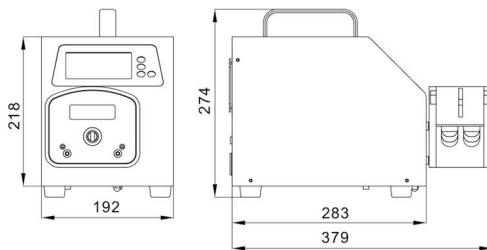
CE Safety
Certification



- Closed-loop stepper motor drive, high precision, low pulsation dispensing peristaltic pump.
- The low pulsation pump head is special for high precision filling. Through the phase difference between the two sets of rollers, make the fluid peaks and valleys complementary, then reduce the pulsation of the fluid.
- Adaptive pressure tubing space, extend the tubing lifetime effectively.
- Achieving high precision dispensing of micro flow rate.
- New flow rate mode, can be used for continuous transferring.
- Can communicate with balance, closed-loop control.

● Model Number ● IF3

Dimension Drawing(Unit:mm)



Product Composition and Flow Rate Range

Drive	Motor Type	Pump Head	Tubing	Speed Range(rpm)	Flow Rate(mL/min)
IF3	Closed-loop stepper motor	DY15	13", 14", 19", 16", 25", 17", 18"	0.1-350	0.01~3337
		DY25	15", 24", 35", 36"		0.42~4340

Filling Volume Reference Parameter(Media is water)

Tubing	Filling Volume	Filling Time	Actual Filling Volume(mL)										Filling Accuracy	
			0.5003	0.5010	0.4982	0.5015	0.5015	0.5010	0.5014	0.5005	0.4981	0.4998		
14"	0.5mL	0.5s	0.5025	0.4983	0.5024	0.5021	0.5020	0.5004	0.5005	0.4997	0.4977	0.5008	-0.37%	0.32%
			1.0037	1.0000	1.0026	1.0003	1.0031	1.0015	1.0000	1.0007	1.0023	1.0035		
14"	1mL	1s	1.0002	1.0020	0.9968	1.0010	0.9986	1.0026	1.0030	1.0029	1.0023	1.0017	-0.44%	0.42%
			2.0020	2.0060	2.0039	2.0037	2.0047	1.9944	2.0062	2.0040	1.9951	2.0060		
14"	2mL	1s	2.0036	1.9940	2.0024	2.0086	1.9946	2.0005	1.9951	2.0068	1.9971	1.9965	-0.58%	0.60%
			3.0058	2.9935	3.0092	3.0008	2.9927	3.0072	3.0046	2.9914	3.0040	3.0000		
19"	3mL	1s	2.9902	3.0048	3.0008	2.9919	2.9984	3.0012	3.0084	2.9915	2.9990	3.0051	-0.33%	0.31%
			5.0215	4.9982	5.0145	5.0038	4.9864	5.0183	4.9962	5.0227	5.0158	4.9806		
16"	5mL	1s	5.0248	5.0070	4.9861	5.0108	4.9995	5.0080	5.0044	4.9868	5.0231	4.9977	-0.39%	0.50%
			10.02	10.04	10.00	9.98	10.02	10.03	10.04	10.04	10.01	9.99		
25"	10mL	1s	10.00	10.02	10.02	10.04	9.99	9.98	10.00	10.04	10.02	10.03	-0.20%	0.40%
			15.02	14.97	14.97	14.94	15.00	15.00	14.94	14.95	14.96	14.99		
25"	15mL	1s	14.96	14.95	14.96	14.99	14.98	14.94	14.93	14.93	14.98	14.96	-0.47%	0.13%
			29.92	30.01	29.99	29.91	29.83	29.86	29.91	29.91	29.91	29.89		
17"	30mL	1s	29.88	29.96	30.03	30.06	30.02	30.02	30.06	29.96	29.96	29.83	-0.57%	0.20%
			99.80	99.90	99.80	99.90	100.00	100.10	100.10	100.00	100.10	100.00		
18"	100mL	2.5s	99.80	100.00	100.10	100.20	99.90	100.10	100.00	100.30	100.10	100.10	-0.20%	0.30%
			9.97	10.01	9.96	9.98	10.01	9.96	9.97	9.99	9.96	9.96		
15"	10mL	1s	10.00	9.94	9.97	10.00	9.96	9.97	10.00	10.00	10.01	9.97	-0.60%	0.10%
			29.90	29.80	30.10	29.90	29.90	30.00	29.90	29.90	30.00	29.90		
24"	30mL	1s	29.90	29.90	29.90	29.90	29.90	29.80	30.00	29.90	29.90	30.00	-0.67%	0.33%
			69.80	69.90	69.90	69.90	69.70	70.10	70.00	69.70	69.90	69.90		
35"	70mL	1.2s	69.90	70.10	70.00	69.90	70.30	69.70	70.10	69.70	69.70	69.90	-0.43%	0.43%
			99.80	99.90	99.80	99.80	100.00	99.90	99.90	99.90	99.90	99.90		
36"	100mL	2s	99.80	99.90	99.90	99.90	100.00	100.10	99.80	100.10	99.90	99.90	-0.20%	0.10%

Dispensing Peristaltic Pump

F Series

304

304
Stainless
steel

CE

CE Safety
Certification



- Imported 4.3" industrial grade color LCD screen display, with touch screen control.
- Can preset dispensing volume, dispensing time, pause time and copy numbers.
- With intelligent calibration function and online micro adjusting function.
- The pump can store 60 commonly used filling modes.
- Back suction angle setting, avoid liquid drop off when the pump stops working.
- Two working mode: Volume dispensing and speed dispensing(special for viscous liquid)
- Can communicate with balance, closed-loop control.

● Model Number

● F1 ● F3 ● F6

Suitable Pump Head



EasyPump Series
(adjustable pressure)



EasyPump Series
(non-adjustable pressure)

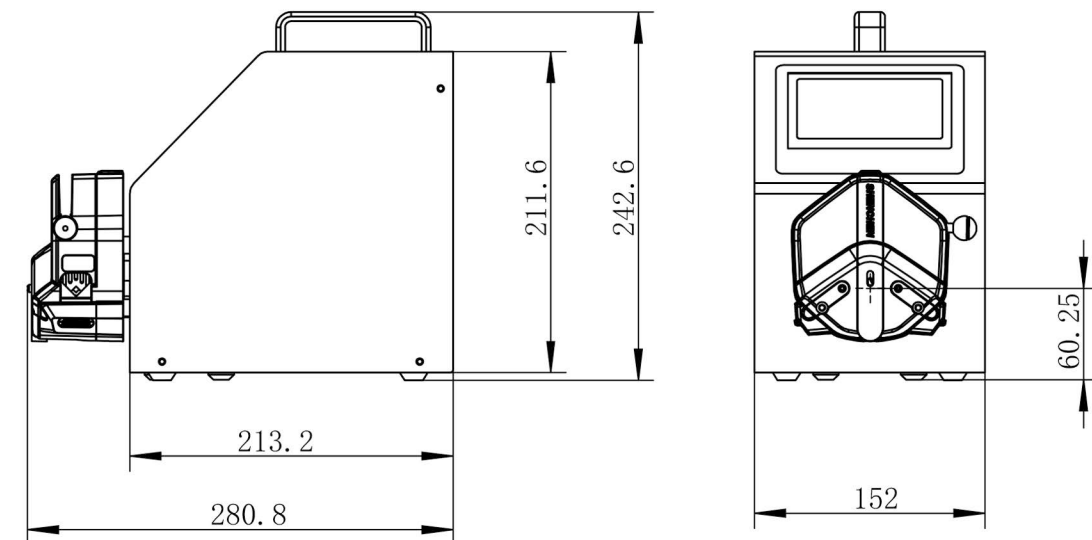


AMC Series



KD15/25
(Coming soon)

Dimension Drawing(Unit:mm)



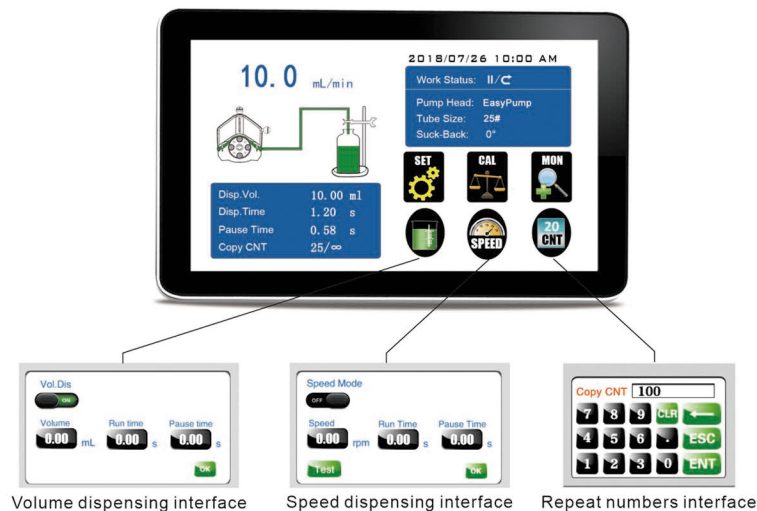
Technical Specifications

Technical Specifications			
Flow rate range	F1: 0.0053~822.75 mL/min	Display	Industrial grade 4.3" color LCD display
	F3: 0.0053~1919.75 mL/min	Control method	Touch screen and Mechanical keypad
	F6: 0.0053~3240 mL/min	Keypad lifetime	300,000 times
Speed range	0.1-600rpm	Start/stop, direction signal	Passive switch signal, such as foot pedal switch; Active switch signal: 5-24V universal
Speed resolution	0.01rpm	Output interface	Output motor working status (Open-Collector output)
Dispensing volume range	0.1-9999.99mL	Communication interface	RS232, RS485 Modbus protocol (RTU mode)
Dispensing volume resolution	0.01mL	Power supply	AC 220V±10% 50Hz/60Hz (Standard) AC 110V±10% 50Hz/60Hz (Optional)
Dispensing time	0.1-9999.99s	Drive dimension (L×W×H)	F Series: 252×152×243 mm
Pause time	0.1-9999.99s	Drive weight	F Series: 4.20 kg
Time resolution	0.01s	Power consumption	<80W
Copy numbers	1-9999 times, setting '0' means unlimited	Condition temperature	0-40°C
Back suction angle	0-360°	Relative humidity	<80%
Dispensing accuracy	<±0.5%	Motor type	Stepper motor

Product Composition and Flow Rate Range

Flow Rates Peristaltic Pump		Pump Head & Flow Rate (mL/min)			
		EasyPump Series			
Tubing		EasyPumpI/III	EasyPumpII/IV	EasyPumpV/VI	
Drive&speed	F1	13", 14", 19", 16", 25", 17", 18"	15", 24"	13", 14", 19", 16"	
	F3	0.0053~645	0.18~270	0.0053~140	
	F6	0.0053~1505	0.18~956	0.0053~327	
	F6	0.0053~2580	0.18~1640	0.0053~560	
Tubing		AMC1~AMC12		KD15	KD25
Drive&speed	F1	10 rollers	6 rollers	13", 14", 19", 16" 25", 17", 18"	15", 24"
	F3	Inner diameter: 0.13-3mm Wall thickness: 0.8-1mm			
	F6	0.0002-48(working speed≤150rpm)	0.0002-65(working speed≤150rpm)	0.006~822.75	0.215~520.5
	F6	0.006~1919.75	0.006~3240	0.215~1214.5	0.215~2082

Screen Display



Dispensing Peristaltic Pump

F6 Series



- Suitable for large flow rate, high efficiency, high precision filling.
- Closed-loop stepper motor drive, accurate control, strong driving force.
- 304 stainless steel drive housing can support the filling line.
- Two working mode: Volume dispensing and speed dispensing (special for viscous liquid filling)

Model Number

- F6-3L/EasyPump
- F6-3L/KD15/KD25
- F6-3L/DZ25-3L
- F6-6L/DZ25-6L
- F6-12L/YZ35

Technical Specifications

Technical Specifications			
Flow rate range	F6-3L: 0.0053~3600 mL/min	Keypad lifetime	300,000 times
	F6-6L: 0.3~6000 mL/min F6-12L: 0.69~12000 mL/min	Start/stop direction signal	Passive switch signal, such as foot pedal switch Active switch signal: 5-24V universal
Speed range	0.1-600 rpm	Output interface	Output motor working status (Open-Collector output)
Speed resolution	0.01 rpm	Communication interface	RS232, RS485 support Modbus protocol (RTU mode)
Dispensing volume range	0.1-9999.99 mL	Power supply	AC 220V±10% 50Hz/60Hz (Standard) AC 110V±10% 50Hz/60Hz (Optional)
Dispensing volume resolution	0.01 mL	Drive dimension	F6-3L: 223×152×231mm F6-6L: 283×192×274mm F6-12L: 302×222×331mm
Dispensing time	0.1-9999.99 s	Drive weight	F6-3L: 5.02kg; F6-6L: 7.85kg; F6-12L: 13.14kg;
Pause time	0.1-9999.99 s	Power consumption	F6-3L:<80W ; F6-6L:<180W ; F6-12L:<300W
Time resolution	0.01 s	Condition temperature	0-40°C
Copy numbers	1-9999 times, setting '0' means unlimited	Relative humidity	<80%
Back suction angle	0-360°		
Dispensing accuracy	<±0.5%		
Motor type	Closed-loop stepper motor		
Display	Industrial grade 4.3" color LCD display		
Control method	Touch screen and Mechanical keypad		

Product Composition and Flow Rate Range

Drive	Motor Type	Pump Head	Tubing Size	Speed Range(rpm)	Flow Rate(mL/min)
F6-3L	Closed-loop stepper motor	EasyPump	13", 14", 19", 16", 25", 17" 18", 15", 24", 35", 36"	0.1-600	0.0053~3100
		KD15/25	13", 14", 19", 16", 25", 17" 18", 15", 24"		0.006~3240
		DZ25-3L	15", 24", 35", 36"		0.211~3600
F6-6L		DZ25-6L	15", 24", 35", 36"		0.3~6000
F6-12L		YZ35	26", 73", 82"		0.69~12000

● Filling Volume Reference Parameter(Media is water)

Experimental conditions: standard atmospheric pressure, room temperature at 20°C, the liquid is pure water, no pressure, no suction and lift.
 Note: Actually, it is affected by many factors such as transmission medium, inlet and outlet pressure, hose material and error, working environment, etc. This data is for reference only.

Drive	Pump Head	Tubing	Filling Volume (mL)	Filling Time (s)	Accuracy (±%)	Output (pcs/min)	Motor Speed (rpm)	
F6-3L	EasyPump	13"	0.4	1.2	0.8	27	377.36	
		13"	1	2.5	0.5	17	452.83	
		14"	2	1	0.5	30	444.44	
		19"	5	1.2	0.5	27	454.55	
		16"	7	1	0.5	30	450.16	
		25"	10	0.8	0.8	33	381.29	
		25"	15	1	0.5	30	457.55	
		25"	20	1.5	0.5	24	406.71	
		17"	30	1.2	0.5	27	450.05	
		18"	50	1.5	0.5	24	465.12	
		15"	15	1.2	0.5	27	416.67	
		24"	20	1.2	0.5	27	365.90	
	35"	30	1.2	0.5	27	391.34		
	36"	50	1.5	0.5	24	387.07		
	2*EasyPump	13"	0.5	0.8	0.8	33	353.77	
		13"	1	1.2	0.5	27	471.70	
		14"	2	0.6	1	38	370.37	
		14"	5	1.5	0.5	24	370.37	
		19"	10	1.2	0.5	27	454.55	
		16"	15	1.2	0.5	27	401.93	
		16"	20	1.5	0.5	24	428.72	
		25"	30	1	0.5	30	457.55	
		17"	50	1	0.5	30	450.05	
		18"	70	1	0.5	30	488.37	
		15"	30	1.2	0.5	27	416.67	
		24"	50	1.2	0.5	27	457.37	
		35"	70	1.2	0.5	27	456.56	
		36"	100	1.5	0.5	24	387.07	
		DZ25-3L	15"	16	1	0.5	30	443.54
			24"	30	1.2	1	27	454.88
			35"	150	4	0.6	12	447.94
			36"	200	4	0.6	12	481.80
	KD15		13"	0.1	0.5	0.8	40	200
			14"	1	1	0.5	30	230.8
		19"	3	1	0.5	30	327.3	
		16"	7	1.5	0.5	24	304.3	
25"		10	1	0.5	30	272.7		
17"		30	1.5	0.5	24	333.3		
KD25	18"	80	2.5	1	17	355.6		
	15"	10	1.2	0.5	27	232.6		
F6-6L	DZ25-6L	24"	30	2	0.5	20	259.36	
		15"	30	1.2	0.5	27	500.00	
		24"	50	1.2	0.5	27	454.55	
		35"	70	1.2	0.5	27	437.50	
F6-12L	YZ35	36"	100	1.5	0.5	24	400.00	
		26"	50	1	0.5	30	434.78	
		26"	100	2	0.5	20	434.78	
		73"	100	1.2	0.5	27	406.50	
	2*YZ35	73"	150	2	0.5	20	365.85	
		82"	200	1.5	0.5	24	400.00	
		73"	100	1.2	0.5	27	203.25	
		73"	200	1.5	0.5	24	325.20	
		82"	500	2	0.5	20	375.00	

Peristaltic Pump Accessories



Handling Dispenser



Foot Pedal Switch



Foot Pedal Switch



Flat filling nozzle SS304/SS316



Reducer anti-splash filling nozzle SS316



Filling Countersunk



Experimental support



Filling bracket



Benchtop Tubing Cutter



5V Sensor



One Way checkvalve



Fluid Pulse Damper

Peristaltic Pump Tubing

Silicone Tubing

Platinum-cured silicone tubing: Soft, slightly transparent, smooth inner wall; low protein adhesion, low protein penetration, temperature range: -51~238°C.

Micro Flow Rate Tubing

Tubing Size	0.13×0.86	0.5×0.86	0.86×0.86	1.52×0.86	2.06×0.86	2.79×0.86	1×1	2×1	3×1	2.4×0.8
Tubing cross sections(1:1)										
Wall thickness (mm)	0.86						1.0		0.8	
Inside diameter (mm)	0.13	0.5	0.86	1.52	2.06	2.79	1.0	2.0	3.0	2.4
Maximum pressure (Mpa)	Continuous	0.1								
	Intermittent	0.1								

Basic Flow Rate Tubing

Tubing Size	13"	14"	19"	16"	25"	17"	18"	15"	24"	35"	36"	
Tubing cross sections (1:1)												
Wall thickness	mm	1.6						2.4				
	inch	1/16						3/32				
Inside diameter	mm	0.8	1.6	2.4	3.2	4.8	6.4	7.9	4.8	6.4	7.9	9.6
	inch	1/32	1/16	3/32	1/8	3/16	1/4	5/16	3/16	1/4	5/16	3/8
Maximum pressure (Mpa)	Continuous	0.17			0.14	0.1	0.07	0.17			0.14	
	Intermittent	0.27			0.24	0.14	0.1	0.27			0.24	

Industrial Tubing






Tubing Size	26"	73"	82"	86"	90"	88"	92"	
Tubing cross sections (1:1)								
Wall thickness	mm	3.3			6.4		4.8	
	inch	1/8			1/4		3/16	
Inside diameter	mm	6.4	9.6	12.7	9.5	19	12.7	25.4
	inch	1/4	3/8	1/2	3/8	3/4	1/2	1
Maximum pressure (Mpa)	Continuous	0.2			0.25			
	Intermittent	0.27			0.3			

Peristaltic Pump Tubing

SAINT-GOBAIN Tubing : Tygon, PharMed BPT, Norprene etc

	A Tygon3350	B Tygon E-3603	C Norprene Chemical	D PharMed	E Norprene A-60-F
Formulation	Tygon3350	Tygon R-3603	Norprene Chemical	PharMed	Norprene A-60-F
Application	Pharmaceutical, cosmetic, medical and auto-analysis application.	General laboratory, food & beverage, biopharmaceutical, analytical instruments.	Excellent for chemical processing and general industrial applications. Food and beverage applications where extractables are a concern.	Cell and tissue culture work and pharmaceutical uses. Also good for light-sensitive samples.	Ideal for the food, dairy and beverage.
Advantages	Ultra-smooth; minimizes bacterial growth. Good for mild to medium concentration bases, salts and alcohols; odorless, tasteless, and nontoxic. Transparent.	Inexpensive tubing for general lab application. Nonaging, nonoxidizing. Clear for easy flow monitoring. Handles virtually all inorganic chemicals. Low gas permeability. Smooth bore; good for viscous fluids. High dielectric constant.	Norprene thermoplastic elastomer outer jacket with chemically inert Tygon® 2075 inner bore for excellent chemical resistance. Plasticizer-free to guard against extractables. Long flex life. Opaque beige.	Great for tissue and cell work-nontoxic and nonhemolytic; long service life minimizes risk of fluid exposure; reduces tubing costs and pump downtime. Opaque to UV and visible light to protect light-sensitive fluids. Heat sealable, bondable, and formable. Extremely low gas permeability.	Heat, ozone, and UV light resistant. Nonaging; nonoxidizing; superior acid and alkali resistance. Opaque beige.
Application Suitability	—————	ACIDS GOOD ALKALIES GOOD ORGANIC SOLVENTS NO PRESSURE GOOD VACUUM GOOD VISCIOUS FLUIDS EXCELLENT STERILE FLUIDS GOOD	—————	ACIDS GOOD ALKALIES GOOD ORGANIC SOLVENTS NO PRESSURE GOOD VACUUM EXCELLENT VISCIOUS FLUIDS GOOD STERILE FLUIDS EXCELLENT	—————
Physical characteristics	—————	Thermoplastic. PVC-based material with plasticizer. Firm (stiff) material. Transparent, clear.	—————	Thermoplastic elastomer. Polypropylene-based material with USP mineral oil. Excellent tensile strength. Firm (stiff) material. Opaque, beige.	—————
Temp. range	-75 to 450° F (-60~232° C)	-58 to 165° F (-50~74° C)	-76 to 165° F (-60~74° C)	-60 to 270° F (-59~135° C)	-60 to 275° F (-51~135° C)
Meets classifications	FDA 21 CFR 177.2600 USP Class VI EP 3.1.9. Exceeds 3A standards Manufactured according to GMP.	FDA 21 CFR 175.300	None.	None.	FDA 21 CFR 177.2600 NSF listed (Standard 51) Manufactured according to GMP.
Cleaning/ Sterilization	Ethylene oxide gamma irradiation, or autoclave for 30 min, 15psi (1 bar).	Unaffected by commercial sanitizers (with recommended procedures) Sterilize with ethylene oxide (ETO) or autoclave. To autoclave: Coil loosely in nonlinting cloth or paper, autoclave at 121°C (250°F). 1KG/cm³ (15psi) for 30 minutes (tubing will appear milky); air dry at max 66°C (150°F) for 2 to 2 ½ hours until clear.	Sterilize with ethylene-oxide(ETO), autoclave or gamma irradiation up to 2.5Mrad. Repeated autoclaving will not affect overall life.	Autoclave, ethylene oxide, or gamma irradiation.	Autoclave.

Peristaltic Pump Tubing

	F Norprene A-60-G	G Tygon F-4040-A	H Tygon LFL	I TYGON 2475	K Viton
					
Formulation	Norprene A-60-G	Tygon F-4040-A	Tygon LFL	TYGON 2475	Viton
Application	For applications requiring excellent chemical, heat, ozone, and ultraviolet (UV) light resistance.	Fuels and industrial lubricants-gasoline, kerosene, heating oils, cutting compounds, and glycol-based coolants. Resists most hydrocarbons.	General laboratory use, provides longer life with peristaltic tubing pumps.	Sensitive fluid transfer applications requiring high purity.	Acid and solvent transfer, high-temperature.
Advantages	Best choice for vacuum/pressure applications. Offers longest life with good flow consistency. Heat and ambient ozone resistant. Good resistance to acids/alkalies. Black color hides dirt and dust. Heat sealable, nonaging, and nonoxidizing. High dielectric constant.	Resists embrittlement and swelling, ozone-and UV-resistant, with low-extractability. Translucent yellow.	Longest life of all Tygon® peristaltic tubing (1000hrs). Nonaging, nonoxidizing. Lear for easy flow monitoring. Broad chemical resistance; low gas permeability. Smooth bore. Good for viscous fluids. High dielectric constant.	Plasticizer free, smooth inner surface (inhibits particulate buildup and bacterial growth), safely disposed of through incineration and nontoxic. Transparent.	The most chemical resistant tubing. Registant to corrosives, solvents, and oils at elevated temperatures. Low gas permeability.
Application Suitability	ACIDS GOOD ALKALIES GOOD ORGANIC SOLVENTS NO PRESSURE EXCELLENT VACUUM EXCELLENT VISCOUS FLUIDS EXCELLENT STERILE FLUIDS NO	—————	ACIDS GOOD ALKALIES GOOD ORGANIC SOLVENTS NO PRESSURE GOOD VACUUM GOOD VISCOUS FLUIDS EXCELLENT STERILE FLUIDS POOR	—————	ACIDS EXCELLENT ALKALIES EXCELLENT ORGANIC SOLVENTS EXCELLENT PRESSURE GOOD VACUUM GOOD VISCOUS FLUIDS GOOD STERILE FLUIDS FAIR
Physical characteristics	Thermoplastic elastomer. Polypropylene-based material with USP mineral oil. Excellent tensile strength. Firm (stiff) material. Opaque, black. Manufactured according to GMP.	—————	Thermoplastic. PVC-based material with plasticizer. Firm (stiff) material. Transparent, clear.	—————	Thermal set rubber. Viton B (67% fluorine) Firm (stiff) material Opaque, black. Manufactured according to GMP.
Temp.range	-60 to 270° F (-59~135° C)	-35 to 165° F (-37~74° C)	-58 to 165° F (-50~74° C)	-94 to 125° F (-70~52° C)	-25 to 400° F (-32~205° C)
Meets classifications	None.	Meets NSF-51 and 3A sanitary standards.	USP Class VI, FDA 21 CFR 175.300	FDA 21 CFR 177.1520, USP 23 Class VI, Manufactured according to GMP.	None.
Cleaning/Sterilization	Sterilize by autoclave only.	Not recommended.	Sterilize by ETO/autoclave. Coil loosely in nonlinting cloth or paper; autoclave at 250°F(121°C), 15 psi (1kg/cm²), 30 minutes (tubing will appear milky); air dry at max 150°F (66°C) for 2 to 2 ½ hrs until clear.	Ethylene oxide or gamma irradiation.	Sterilization is not recommended.

APPLICATION AREAS



Diagnostic reagent dispensing



Pharmaceutical Filling



Food and beverage Filling



Daily chemical Filling

TYPICAL APPLICATIONS

- Diagnostic reagent dispensing |
- Oral liquid filling |
- Disinfectant filling |
- Juice drink filling |
- Shampoo filling |
- Glow stick filling |
- Wolfberry puree filling |
- CBD oil filling |
- Beverage filling |
- Detergent filling |
- Perfume filling |

